

Half-Chicken Workbook



Name _____ Student Number _____

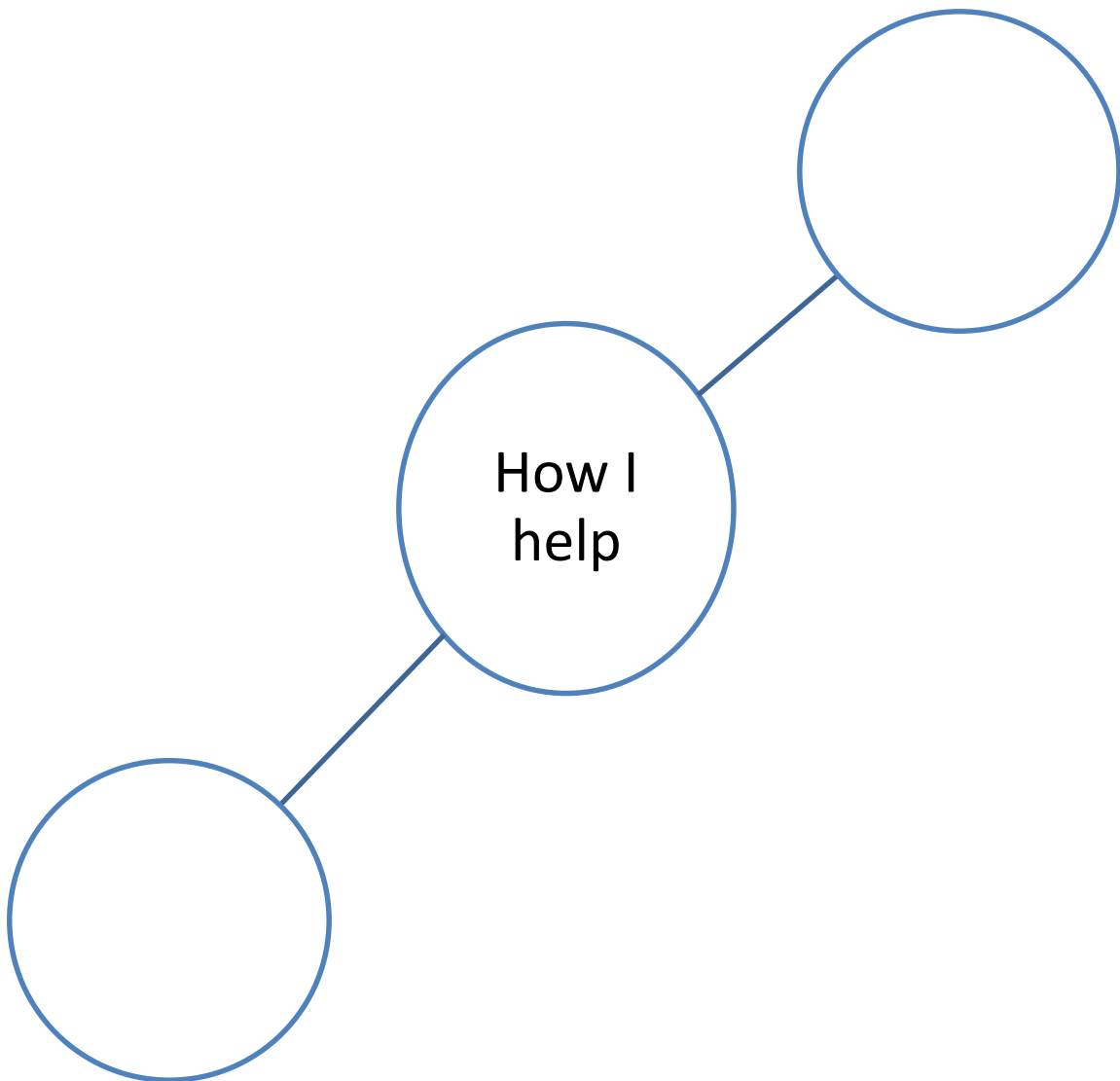
Homeroom _____ Teacher _____



Building Background

Half-Chicken helped many characters on his way to see the Viceroy and they helped Half-Chicken in return. In what ways do you help your friends and family?

Map out the ways that you help people!



Target Vocabulary 1



Draw a line from the target vocabulary to the definition. Use a dictionary to help you if needed.

Vocabulary

Definition

- | | | | | |
|----|---------|-----------------------|-----------------------|------------------------|
| 1) | hatch | <input type="radio"/> | <input type="radio"/> | Thrown hard |
| 2) | flung | <input type="radio"/> | <input type="radio"/> | Containing nothing |
| 3) | tangled | <input type="radio"/> | <input type="radio"/> | Twisted into a mess |
| 4) | empty | <input type="radio"/> | <input type="radio"/> | To break out of an egg |
| 5) | vain | <input type="radio"/> | <input type="radio"/> | Too proud of yourself |



Use the target vocabulary to complete the following sentences.

hatched	flung	tangled	empty	vain
---------	-------	---------	-------	------

- 1) She is so _____ that she always carries a mirror.
- 2) He _____ his dirty shirt into the washing machine.
- 3) Her hair was too _____ to comb so she cut it short.
- 4) All the eggs _____ so their mother was happy.
- 5) The train was _____ so it was easy to find a place to sit.



See how the target vocabulary was used in the above sentences. Decide if the words were adjectives, nouns, adverbs, or verbs.


ADJECTIVES	NOUNS	ADVERBS	VERBS




Use the words from the chart to write original sentences. Draw pictures to go with your sentences.

hatch	flung	tangled	empty	vain
-------	-------	---------	-------	------


1)




2)





3)



4)



5)



Target Vocabulary 2



Draw a line from the target vocabulary to the definition. Use a dictionary to help you if needed.

Vocabulary

Definition

- 1) blaze To roll over end to end
- 2) stream Moving away quickly
- 3) peaceful Quiet and/or calm
- 4) swift A small river
- 5) tumble A bright fire



Use the target vocabulary to complete the following sentences.

tumbled	blaze	stream	peaceful	swift
---------	-------	--------	----------	-------

- 1) The _____ took the firefighters two hours to put out.
- 2) The rice ball _____ into the grass and was eaten by a mouse.
- 3) I went fishing at the _____ but I only caught a plastic bottle.
- 4) The _____ rabbit outran the dog that was chasing it.
- 5) The night was _____ and we slept well in our beds.



See how the target vocabulary was used in the above sentences. Decide if the words were adjectives, nouns, adverbs, or verbs.


ADJECTIVES	NOUNS	ADVERBS	VERBS




Use the words from the chart to write original sentences. Draw pictures to go with your sentences.

blaze	stream	peaceful	swift	tumble
-------	--------	----------	-------	--------


1)




2)




3)



4)



5)



Written Comprehension



Answer the following questions using complete sentences.

1) What is the hen worried about?

2) What is surprising about the thirteenth chick that hatches?

3) Why does the Half-Chicken become so vain?

4) Where does the Half-Chicken want to go?


5) How does the chicken help the fire?

6) Who is tangled in the branches?

7) What does the cook want to do with the Half-Chicken?

8) What causes the Half-Chicken to become a weather vane?

Cause and Effect



- Sometimes one event in a story makes another event happen.
- Why something happens is called the **cause** or reason.
- The something that happens is called the **effect**.



Complete the cause and effect chart below.

Cause	Effect
The fire asked Half-Chicken to fan him with his wing.	
	Half-Chicken asks the fire not to burn him.
	Half-Chicken moved the branches that were blocking the stream.
The wind asks Half-Chicken to untangle him	
	The cook flung Half-Chicken out the window.

Comic Strip Presentation



Draw pictures of the main events from the story. Then, use your pictures to retell the story to your parents or teacher.
